

QUARTERLY PHYSICAL REPORT OF OPERATION
As of December 31, 2022


Department: State Universities and Colleges
Agency: Batangas State University
Operating Unit: N/A
Organization Code: 8038000000


Particulars	UACS CODE	Physical Target (Budget Year)					Physical Accomplishment (Budget Year)					Variance	Remarks
		1st Quarter	2nd Quarter	3rd Quarter	4th Quarter	Total	1st Quarter	2nd Quarter	3rd Quarter	4th Quarter	Total		
1	2	3	4	5	6	7	8	9	10	11	12	13	14
HIGHER EDUCATION PROGRAM	31010000												
OO : Relevant and quality tertiary education													
Outcome Indicators													
1. Percentage of first-time licensure exam takers that pass the licensure exams		70.00%	68.00%	69.00%	69.00%	69.00%	82.27% (334/406)	65.47% (436/666)	84.17% (319/379)	62.81% (353/562)	71.63% (1,442/2,013)	-6.19%	BatStateU achieved the following passing percentage in the first time licensure examinations: Nutritionist-Dietitian- 26 out of 42 passed the licensure examination or 61.90% passing rate Electronics Engineer- 13 out of 42 passed the licensure examination or 30.95% CPA-8 out of 31 passed the licensure examination or 25.80% Chemistry-11 out of 18 passed the licensure examination or 61.11% Agriculture-12 out of 38 passed the licensure examination or 31.58% Civil Engineer - 130 out of 199 passed the licensure examination or 65.33% Chemical Engineer-16 out of 41 passed the licensure examination or 39.02% Customs Administration-56 out of 62 passed the licensure examination or 90.32% Nursing - 81 out of 89 passed the licensure examination or 91.01% A total of 353 out of 562 first time takers passed the licensure examinations or 62.81% in the 4th Quarter of FY 2022.
2. Percentage of graduates (2 years prior) that are employed		-	-	90.00%	-	90.00%	-	-	41.84% (1,108/2,648)	-	41.84% (1,108/2,648)	-	
Output Indicators													
1. Percentage of undergraduate students enrolled in CHED-identified and RDC-priority programs		-	-	79.22%	-	79.22%	-	-	62.79% (36,289/57,797)	-	62.79% (36,289/57,797)	-	
2. Percentage of undergraduate programs with accreditation		98.00%	98.00%	98.00%	98.00%	98.00%	98.73% (78/79)	98.73% (78/79)	98.73% (78/79)	98.73% (78/79)	98.73% (78/79)	0.73%	Out of 79 accreditable undergraduate programs, 78 programs are accredited
ADVANCED EDUCATION PROGRAM	32010000												
OO : Higher education research improved to													
Outcome Indicator													
1. Percentage of graduate school faculty engaged in research work applied in any of the following:													
a. pursuing advanced research degree programs (Ph.D) or						N/A	N/A				N/A	N/A	
b. actively pursuing within the last three (3) years (investigative research, basic and applied scientific research, policy		15.00%	-	11.00%	-	26.00%	18.00% (20/112)	-	24.00% (27/112)	-	42.00% (47/112)	-	There has been a correction in the submitted report in the first and third quarter due to the change in denominator. Hence, a total of 20 out of 112 graduate school faculty or 18.00% in the 1st quarter and a total of 27 or 24% in the 3rd quarter actively pursued (investigative research, basic and applied scientific research, policy research, social science research) for the last three years.


DEB ROIV-0
Jue
11:09 FEB 10, 2023

Department: State Universities and Colleges
 Agency: Batangas State University
 Operating Unit: N/A
 Organization Code: 80380000000

Particulars	UACS CODE	Physical Target (Budget Year)					Physical Accomplishment (Budget Year)					Variance	Remarks
		1st Quarter	2nd Quarter	3rd Quarter	4th Quarter	Total	1st Quarter	2nd Quarter	3rd Quarter	4th Quarter	Total		
1	2	3	4	5	6	7	8	9	10	11	12	13	14
research, social science research) or													
c. producing technologies for commercialization or livelihood improvement or						N/A	N/A				N/A	N/A	
d. whose research work resulted in an extension program						N/A	N/A				N/A	N/A	
Output Indicators													
1. Percentage of graduate students enrolled in research degree programs		-	-	76.00%	-	76.00%	-	-	93.15% (1,495/1,605)	-	93.15% (1,495/1,605)	-	
2. Percentage of accredited graduate programs		95.00%	95.00%	95.00%	95.00%	95.00%	95.24% (20/21)	95.24% (20/21)	95.24% (20/21)	95.24% (20/21)	95.24% (20/21)	0.24%	Out of 21 accreditable graduate programs, 20 programs are accredited
RESEARCH PROGRAM	32020000												
OO : Higher education research improved to													
Outcome Indicator													
1. Number of research outputs in the last three years utilized by the industry or by other beneficiaries		13	2	3	3	21	13	2	3	3	21	0	The target was achieved through the collaborations with partner agencies/beneficiaries
Output Indicators													
1. Number of research outputs completed within the year		3	3	8	4	18	3	8	8	8	27	4	The target was achieved through implementation of research programs and strategies to further promote research and development in the university
2. Percentage of research outputs published in internationally-refereed or CHED recognized journal within the year		2.00%	2.00%	2.00%	2.00%	8.00%	7.27% (4/55)	23.64% (13/55)	14.55% (8/55)	20.00% (11/55)	65.45% (36/55)	18.00%	Eleven (11) research articles published in Scopus-and/or Web of Science-indexed journals have been documented
TECHNICAL ADVISORY EXTENSION	33010000												
OO : Community engagement increased													
Outcome Indicator													
1. Number of active partnerships with LGUs, industries, NGOs, NGAs, SMEs, and other stakeholders as a result of extension activities		23	33	30	30	116	92	14	6	10	122	-20	The total accomplishment for this quarter is 66.67% below the target
Output Indicators													
1. Number of trainees weighted by the length of training		1,925	2,679	2,491	2,491	9,586	1,014.25	4,385.50	2,958.00	2,398.00	10,755.75	-93	The total accomplishment for this quarter is 3.73% below the target
2. Number of extension programs organized and supported consistent with the SUC's mandated and priority programs		68	95	88	88	339	50	141	90	131	412	43	The total accomplishment for this quarter is 48.86% above the target
3. Percentage of beneficiaries who rate the training course/s as satisfactory or higher in terms of quality and relevance		96.00%	96.00%	96.00%	96.00%	96.00%	100.00%	99.96%	99.96%	99.93% (2,936/2,938)	99.96% (5,788/5,791)	3.93%	The total accomplishment for this quarter is 4.09% above the target

Prepared by:

 Atty. EARVENE JARED S. CUNANAN
 Planning Officer

In coordination with:

 Mr. ROMEO L. RAMOS
 Budget Officer

Approved :

 Dr. TIRSO A. RONQUILLO
 Agency Head